



# FY2019 – As of March 2019

## Income Statement

### INCOME STATEMENT AS OF MARCH 31, 2019 - FY 2019

#### REVENUE

Advertising/Sales	\$	252,860.00
Founder member support	\$	-
Conference and seminars	\$	7,527,493.80
Miscellaneous	\$	42,425.18

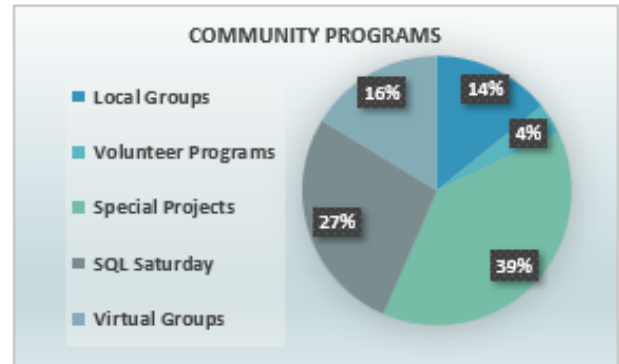
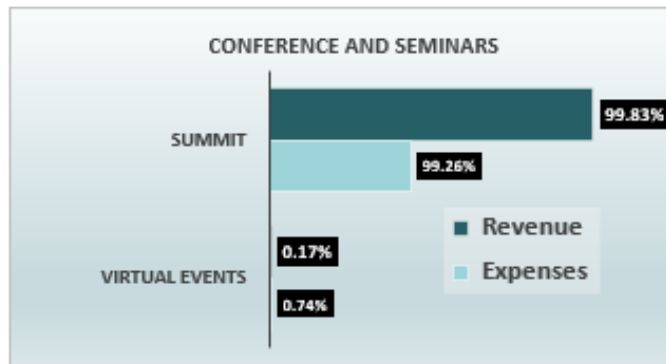
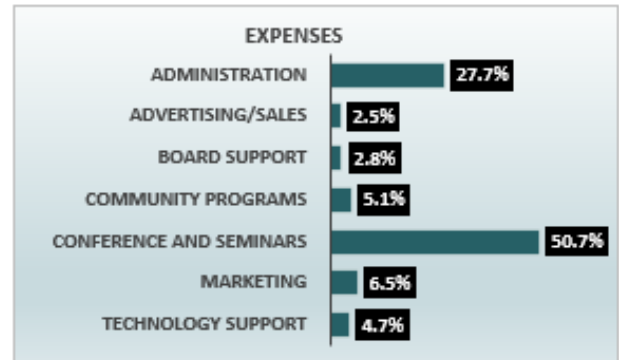
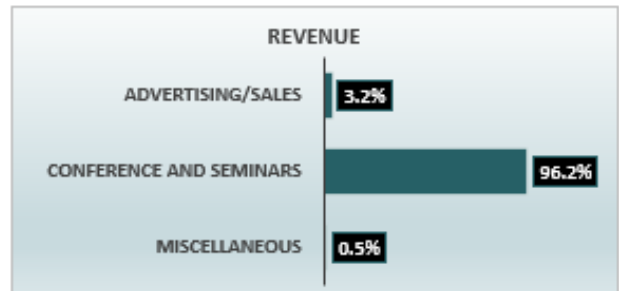
**Total revenue** \$ **7,822,778.98**

#### EXPENSES

Administration	\$	1,795,543.87
Advertising/Sales	\$	163,072.06
Board support	\$	179,502.59
Community programs	\$	329,097.71
Conference and seminars	\$	3,288,888.78
Marketing	\$	419,521.82
Technology support	\$	306,407.15

**Total expenses** \$ **6,482,033.98**

**NET INCOME** \$ **1,340,745.00**



# Balance Sheet

BALANCE SHEET AS OF MARCH 31, 2019 - FY 2019	
ASSETS	
Cash and Cash Equivalents	\$ 633,208.90
Investments (Reserves)	\$ 1,181,402.85
Accounts Receivable	\$ 293,928.90
Prepaid Expenses	\$ 482,037.99
Deferred Tax Asset	\$ 200,000.00
<b>Total Assets</b>	<b>\$ 2,790,578.64</b>
LIABILITIES	
Accounts Payable	\$ 178,524.69
Deferred Revenue	\$ -
Deferred Income Taxes	\$ -
<b>Total Liabilities</b>	<b>\$ 178,524.69</b>
<b>Total Equity</b>	<b>\$ 2,612,053.95</b>
<b>Total Liabilities &amp; Equity</b>	<b>\$ 2,790,578.64</b>

