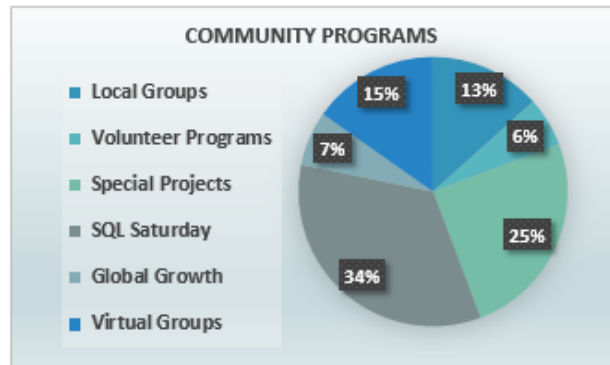
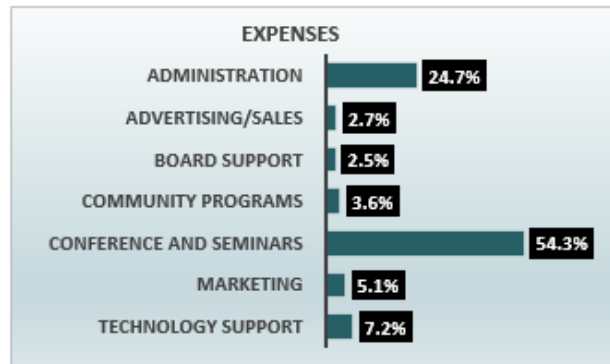
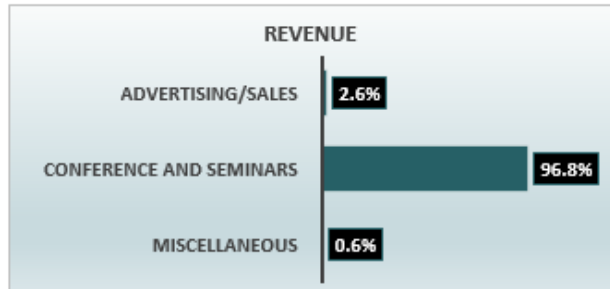




# FY2018 – As of March 2018

## Income Statement

INCOME STATEMENT AS OF MARCH 31, 2018 - FY 2018	
<b>REVENUE</b>	
Advertising/Sales	\$ 205,688.00
Founder member support	\$ -
Conference and seminars	\$ 7,701,428.91
Miscellaneous	\$ 49,185.44
<b>Total revenue</b>	<b>\$ 7,956,302.35</b>
<b>EXPENSES</b>	
Administration	\$ 1,768,004.33
Advertising/Sales	\$ 190,139.62
Board support	\$ 175,752.44
Community programs	\$ 259,070.60
Conference and seminars	\$ 3,890,268.60
Marketing	\$ 364,811.63
Technology support	\$ 511,939.43
<b>Total expenses</b>	<b>\$ 7,159,986.65</b>
<b>NET INCOME</b>	<b>\$ 796,315.70</b>



# Balance Sheet

<b>BALANCE SHEET AS OF MARCH 31, 2018 - FY 2018</b>	
<b>ASSETS</b>	
Cash and cash equivalents	\$ 693,056.44
Investments (Reserves)	\$ 1,162,173.72
Accounts receivable	\$ 369,801.79
Prepaid expenses	\$ 457,321.84
Tax refund reciveable	\$ (314.05)
<b>Total Assets</b>	<b>\$ 2,682,039.74</b>
<b>LIABILITIES</b>	
Accounts payable	\$ 160,647.27
Deferred revenue	\$ -
Deferred income taxes	\$ 5,000.00
<b>Total Liabilities</b>	<b>\$ 165,647.27</b>
<b>Total Equity</b>	<b>\$ 2,516,392.47</b>
<b>Total Liabilities &amp; Equity</b>	<b>\$ 2,682,039.74</b>

