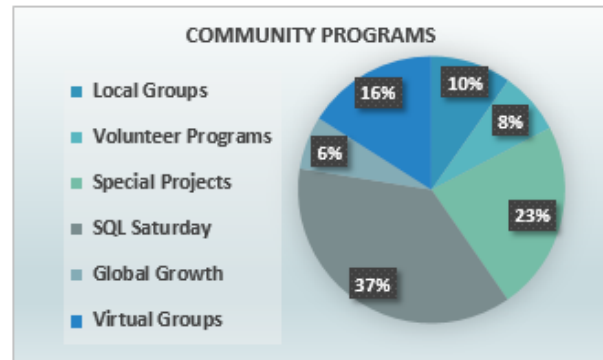
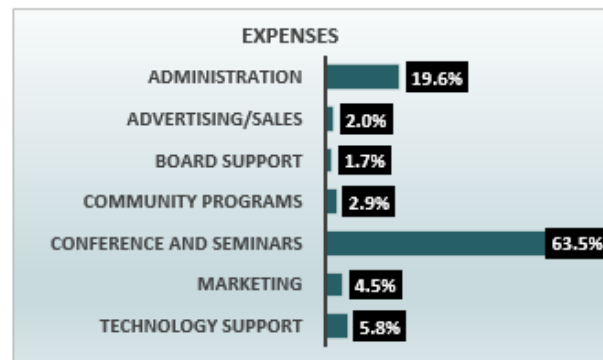
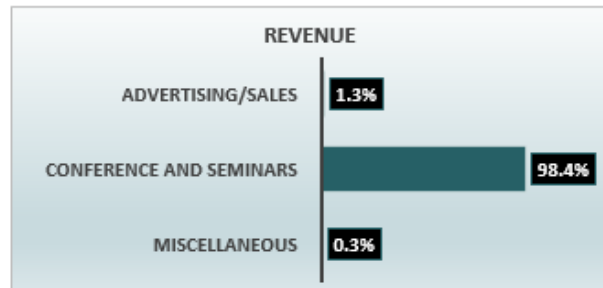




FY2018 – As of December 2017

Income Statement

INCOME STATEMENT AS OF DECEMBER 31, 2017 - FY 2018	
REVENUE	
Advertising/Sales	\$ 102,638.00
Founder member support	\$ -
Conference and seminars	\$ 7,675,301.41
Miscellaneous	\$ 23,344.85
Total revenue	\$ 7,801,284.26
EXPENSES	
Administration	\$ 1,165,518.84
Advertising/Sales	\$ 120,038.42
Board support	\$ 101,738.72
Community programs	\$ 170,322.62
Conference and seminars	\$ 3,771,204.88
Marketing	\$ 268,467.14
Technology support	\$ 342,222.12
Total expenses	\$ 5,939,512.74
NET INCOME	\$ 1,861,771.52



Balance Sheet

BALANCE SHEET AS OF DECEMBER 31, 2017 - FY 2018	
ASSETS	
Cash and cash equivalents	\$ 484,277.35
Investments (Reserves)	\$ 1,163,625.80
Accounts receivable	\$ 585,678.36
Prepaid expenses	\$ 462,587.93
Tax refund receivable	\$ (314.05)
Total Assets	\$ 2,695,855.39
LIABILITIES	
Accounts payable	\$ 243,249.76
Deferred revenue	\$ -
Deferred income taxes	\$ 5,000.00
Total Liabilities	\$ 248,249.76
Total Equity	\$ 2,447,605.63
Total Liabilities & Equity	\$ 2,695,855.39

