



FY2019 – As of December 2018

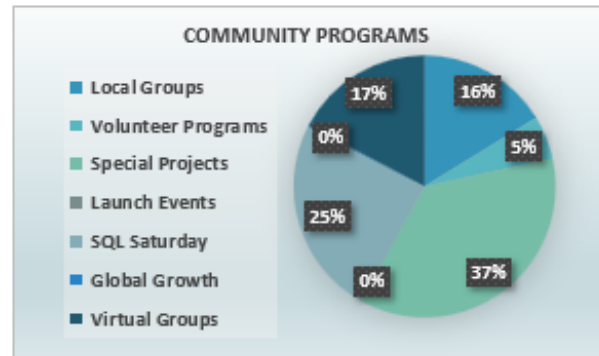
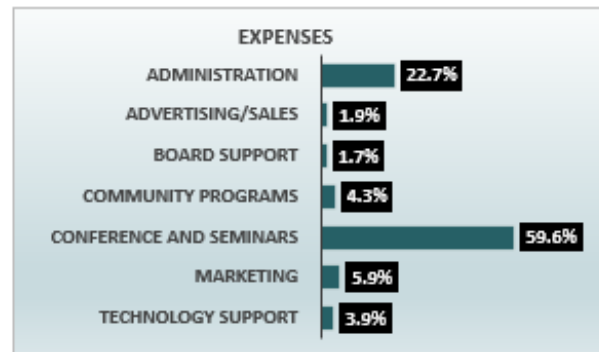
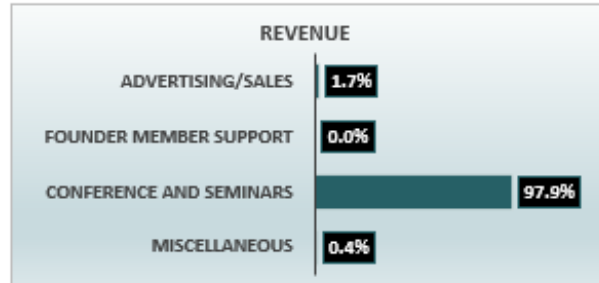
Income Statement

INCOME STATEMENT AS OF DECEMBER 31, 2018 - FY 2019

| REVENUE | |
|-------------------------|------------------------|
| Advertising/Sales | \$ 128,139.50 |
| Founder member support | \$ - |
| Conference and seminars | \$ 7,497,753.32 |
| Miscellaneous | \$ 31,157.84 |
| Total revenue | \$ 7,657,050.66 |

| EXPENSES | |
|-------------------------|------------------------|
| Administration | \$ 1,192,933.39 |
| Advertising/Sales | \$ 102,082.47 |
| Board support | \$ 87,152.43 |
| Community programs | \$ 226,242.71 |
| Conference and seminars | \$ 3,128,892.66 |
| Marketing | \$ 307,392.96 |
| Technology support | \$ 205,013.66 |
| Total expenses | \$ 5,249,710.28 |

NET INCOME \$ 2,407,340.38



Balance Sheet

| BALANCE SHEET AS OF DECEMBER 31, 2018 - FY 2019 | |
|---|------------------------|
| ASSETS | |
| Cash and Cash Equivalents | \$ 690,217.39 |
| Investments (Reserves) | \$ 1,169,958.56 |
| Accounts Receivable | \$ 308,238.99 |
| Prepaid Expenses | \$ 472,064.50 |
| Deferred Tax Asset | \$ 200,000.00 |
| Total Assets | \$ 2,840,479.44 |
| LIABILITIES | |
| Accounts Payable | \$ 283,353.22 |
| Deferred Revenue | \$ - |
| Deferred Income Taxes | \$ - |
| Total Liabilities | \$ 283,353.22 |
| Total Equity | \$ 2,557,126.22 |
| Total Liabilities & Equity | \$ 2,840,479.44 |

