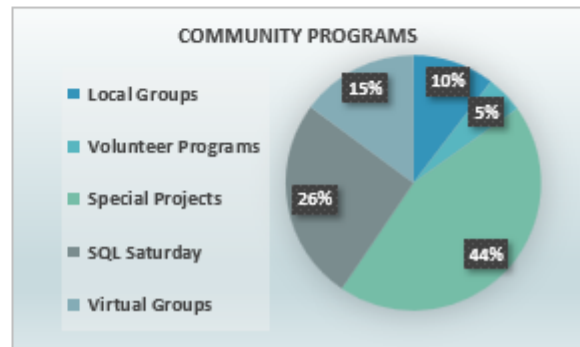
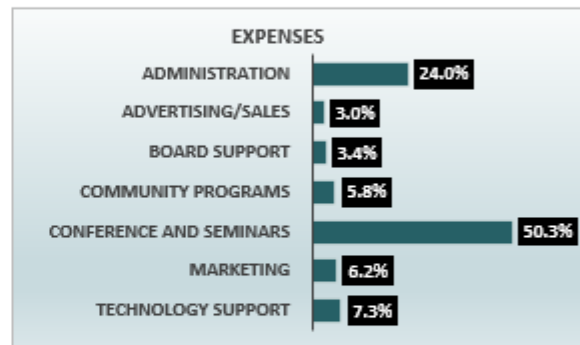
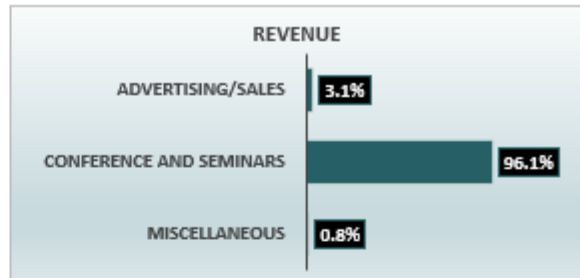




FY2020 – As of March 2020

Income Statement

INCOME STATEMENT AS OF MARCH 31, 2020 - FY 2020		
REVENUE		
Advertising/Sales	\$	236,452.50
Founder member support	\$	-
Conference and seminars	\$	7,244,140.18
Miscellaneous	\$	57,570.53
Total revenue	\$	7,538,163.21
EXPENSES		
Administration	\$	1,583,810.01
Advertising/Sales	\$	194,619.77
Board support	\$	223,308.32
Community programs	\$	384,109.73
Conference and seminars	\$	3,314,380.92
Marketing	\$	407,561.45
Technology support	\$	481,515.92
Total expenses	\$	6,589,306.12
NET INCOME	\$	948,857.09



Balance Sheet

BALANCE SHEET AS OF MARCH 31, 2020 - FY 2020	
ASSETS	
Cash and Cash Equivalents	\$ 442,240.55
Investments (Reserves)	\$ 1,214,932.20
Accounts Receivable	\$ 237,971.70
Prepaid Expenses	\$ 403,624.71
Deferred Tax Asset	\$ 179,000.00
Total Assets	\$ 2,477,769.16
LIABILITIES	
Accounts Payable	\$ 203,172.33
Deferred Revenue	\$ -
Deferred Income Taxes	\$ -
Total Liabilities	\$ 203,172.33
Total Equity	\$ 2,274,596.83
Total Liabilities & Equity	\$ 2,477,769.16

