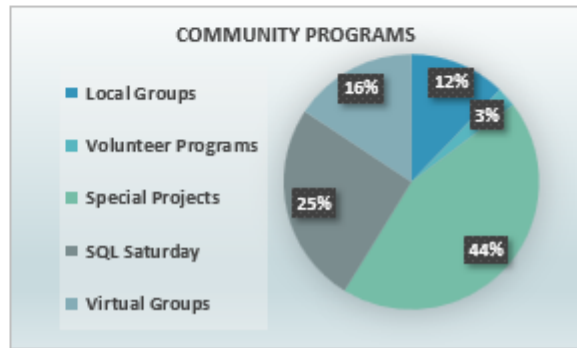
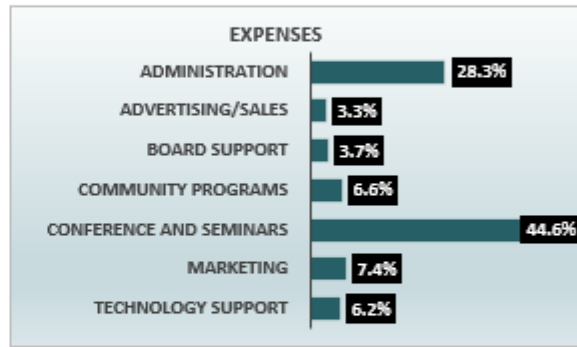
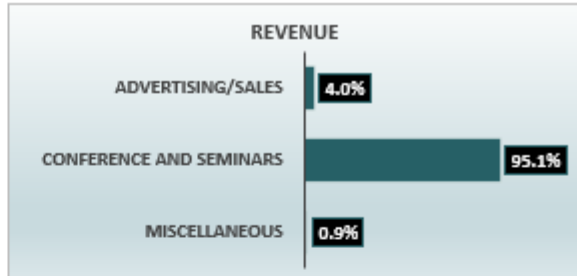




FY2019 – As of June 2019

Income Statement

INCOME STATEMENT AS OF JUNE 30, 2019 - FY 2019	
REVENUE	
Advertising/Sales	\$ 321,815.00
Founder member support	\$ -
Conference and seminars	\$ 7,611,415.32
Miscellaneous	\$ 69,193.82
Total revenue	\$ 8,002,424.14
EXPENSES	
Administration	\$ 2,246,790.61
Advertising/Sales	\$ 258,301.65
Board support	\$ 291,373.24
Community programs	\$ 521,569.36
Conference and seminars	\$ 3,536,258.42
Marketing	\$ 587,230.71
Technology support	\$ 495,407.14
Total expenses	\$ 7,936,931.13
NET INCOME	\$ 65,493.01



Balance Sheet

BALANCE SHEET AS OF JUNE 30, 2019 - FY 2019	
ASSETS	
Cash and Cash Equivalents	\$ 1,295,178.68
Investments (Reserves)	\$ 1,189,582.83
Accounts Receivable	\$ 406,938.76
Prepaid Expenses	\$ 696,438.82
Deferred Tax Asset	\$ 179,000.00
Total Assets	\$ 3,767,139.09
LIABILITIES	
Accounts Payable	\$ 365,144.53
Deferred Revenue	\$ 3,304,731.50
Deferred Income Taxes	\$ -
Total Liabilities	\$ 3,669,876.03
Total Equity	\$ 97,263.06
Total Liabilities & Equity	\$ 3,767,139.09

