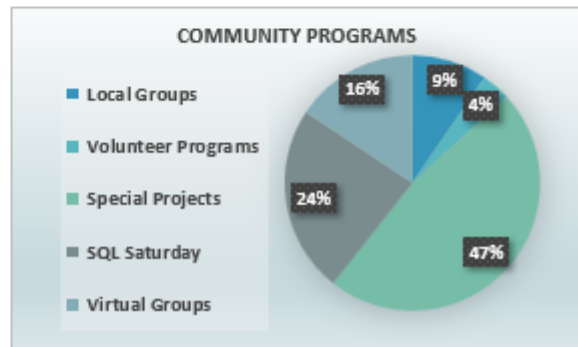
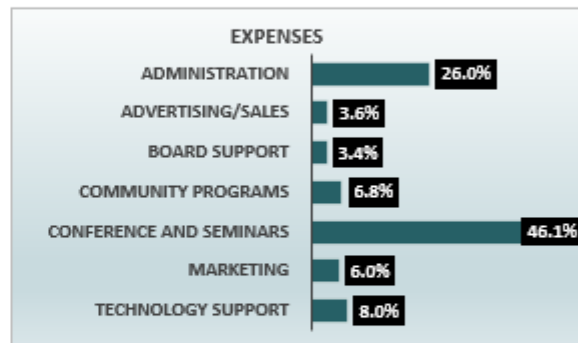
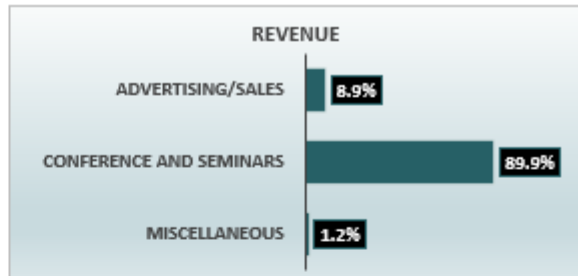




FY2020 – As of June 2020 Interim

Income Statement

INCOME STATEMENT AS OF JUNE 30, 2020 - FY 2020	
REVENUE	
Advertising/Sales	\$ 726,816.25
Founder member support	\$ -
Conference and seminars	\$ 7,330,223.56
Miscellaneous	\$ 97,405.89
Total revenue	\$ 8,154,445.70
EXPENSES	
Administration	\$ 1,971,836.49
Advertising/Sales	\$ 275,579.22
Board support	\$ 255,268.35
Community programs	\$ 514,465.13
Conference and seminars	\$ 3,491,579.54
Marketing	\$ 457,246.16
Technology support	\$ 606,606.03
Total expenses	\$ 7,572,580.92
NET INCOME	\$ 581,864.78



Balance Sheet

BALANCE SHEET AS OF JUNE 30, 2020 - FY 2020	
ASSETS	
Cash and Cash Equivalents	\$ 288,349.71
Investments (Reserves)	\$ 1,046,605.63
Accounts Receivable	\$ 458,908.70
Prepaid Expenses	\$ 487,539.21
Deferred Tax Asset	\$ 179,000.00
Total Assets	\$ 2,460,403.25
LIABILITIES	
Accounts Payable	\$ 287,492.41
Deferred Revenue	\$ 1,493,783.00
Deferred Income Taxes	\$ -
Total Liabilities	\$ 1,781,275.41
Total Equity	\$ 679,127.84
Total Liabilities & Equity	\$ 2,460,403.25

