



FY2019 – As of September 2018

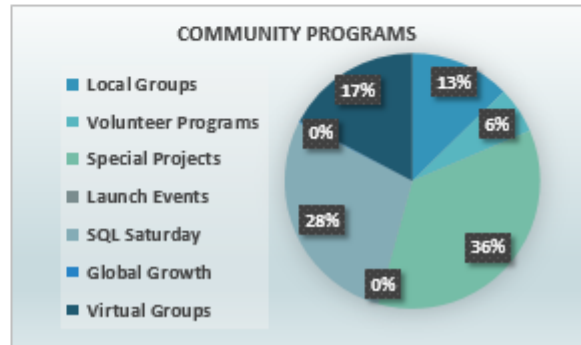

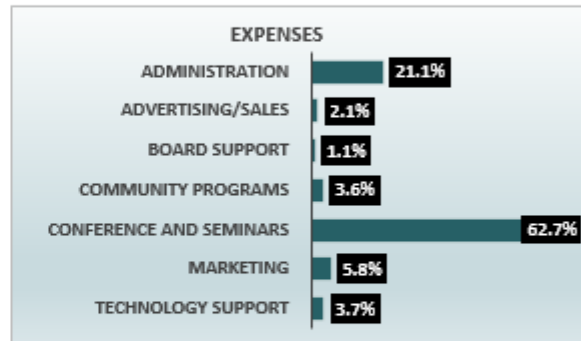
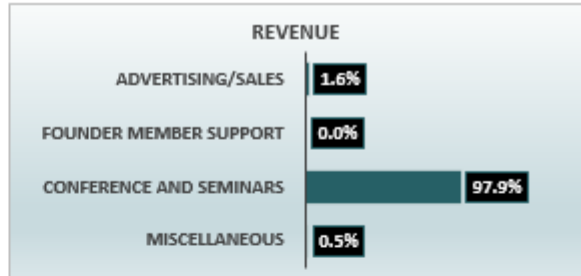
Income Statement

INCOME STATEMENT AS OF SEPTEMBER 30, 2018 - FY 2019

REVENUE	
Advertising/Sales	\$ 97,097.50
Founder member support	\$ -
Conference and seminars	\$ 6,054,159.50
Miscellaneous	\$ 33,745.49
Total revenue	\$ 6,185,002.49

EXPENSES	
Administration	\$ 602,489.01
Advertising/Sales	\$ 59,376.41
Board support	\$ 31,073.73
Community programs	\$ 101,738.71
Conference and seminars	\$ 1,785,052.77
Marketing	\$ 163,812.94
Technology support	\$ 105,106.17
Total expenses	\$ 2,848,649.74

NET INCOME \$ 3,336,352.75



Balance Sheet

BALANCE SHEET AS OF SEPTEMBER 30, 2018 - FY 2019	
ASSETS	
Cash and Cash Equivalents	\$ 2,235,666.33
Investments (Reserves)	\$ 1,166,617.16
Accounts Receivable	\$ 503,223.00
Prepaid Expenses	\$ 549,074.30
Deferred Tax Asset	\$ 200,000.00
Total Assets	\$ 4,654,580.79
LIABILITIES	
Accounts Payable	\$ 1,286,457.99
Deferred Revenue	\$ -
Deferred Income Taxes	\$ -
Total Liabilities	\$ 1,286,457.99
Total Equity	\$ 3,368,122.80
Total Liabilities & Equity	\$ 4,654,580.79

