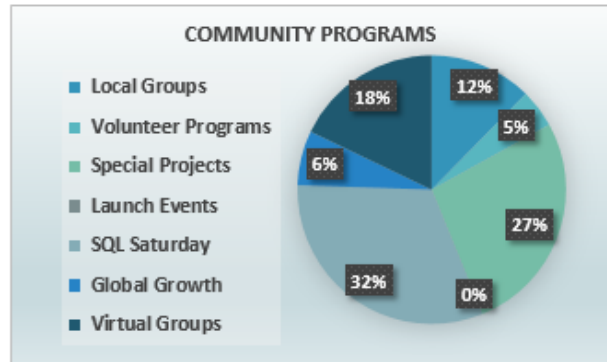
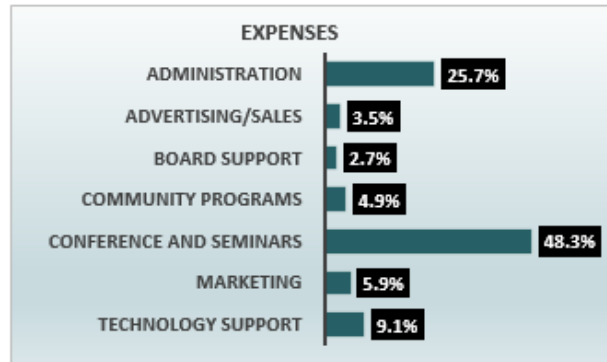
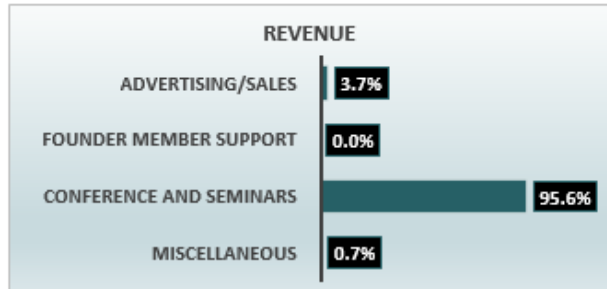




FY2018 – As of June 2018

Income Statement

INCOME STATEMENT AS OF JUNE 30, 2018 - FY 2018	
REVENUE	
Advertising/Sales	\$ 295,951.75
Founder member support	\$ -
Conference and seminars	\$ 7,712,866.41
Miscellaneous	\$ 60,278.05
Total revenue	\$ 8,069,096.21
EXPENSES	
Administration	\$ 2,167,136.56
Advertising/Sales	\$ 291,196.33
Board support	\$ 230,611.99
Community programs	\$ 412,931.62
Conference and seminars	\$ 4,074,285.44
Marketing	\$ 494,185.04
Technology support	\$ 769,506.60
Total expenses	\$ 8,439,853.58
NET INCOME	\$ (370,757.37)



Balance Sheet

BALANCE SHEET AS OF JUNE 30, 2018 - FY 2018	
ASSETS	
Cash and Cash Equivalents	\$ 1,494,576.28
Investments (Reserves)	\$ 1,162,524.76
Accounts Receivable	\$ 304,999.33
Prepaid Expenses	\$ 661,808.27
Deferred Tax Asset	\$ 200,000.00
Total Assets	\$ 3,823,908.64
LIABILITIES	
Accounts Payable	\$ 386,234.59
Deferred Revenue	\$ 3,405,904.00
Deferred Income Taxes	\$ -
Total Liabilities	\$ 3,792,138.59
Total Equity	\$ 31,770.05
Total Liabilities & Equity	\$ 3,823,908.64

