



FY2017 – As of March 2017

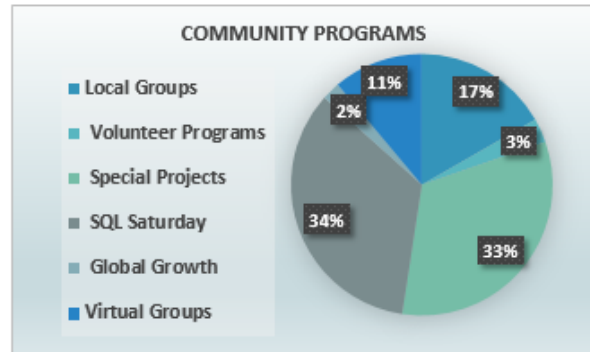
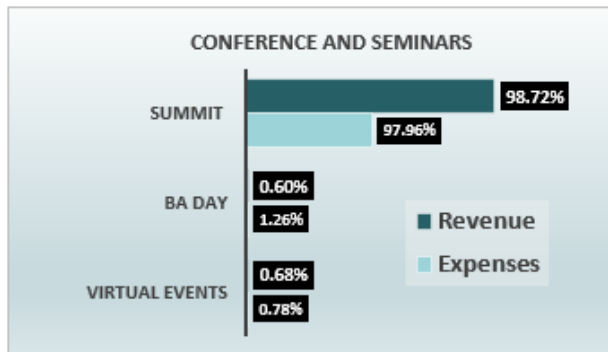
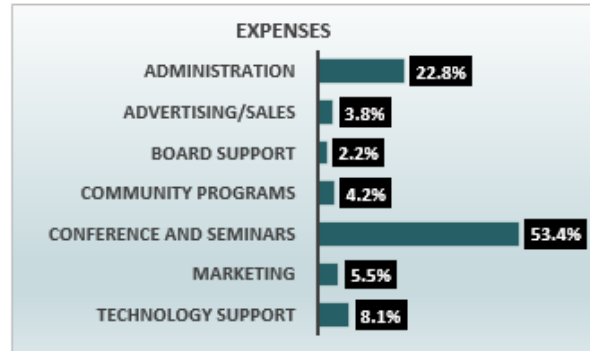
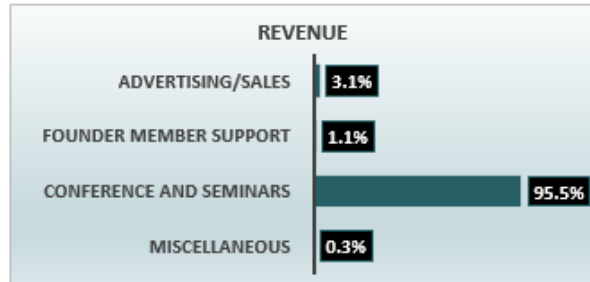
Income Statement

INCOME STATEMENT AS OF MARCH 31, 2017 - FY 2017

REVENUE	
Advertising/Sales	\$ 257,524.58
Founder member support	\$ 96,000.00
Conference and seminars	\$ 7,985,605.42
Miscellaneous	\$ 24,458.48
Total revenue	\$ 8,363,588.48

EXPENSES	
Administration	\$ 1,739,777.08
Advertising/Sales	\$ 293,477.44
Board support	\$ 167,353.33
Community programs	\$ 318,555.22
Conference and seminars	\$ 4,073,123.50
Marketing	\$ 419,848.46
Technology support	\$ 617,604.01
Total expenses	\$ 7,629,739.04

NET INCOME	\$ 733,849.44
-------------------	----------------------



Balance Sheet

BALANCE SHEET AS OF MARCH 31, 2017 - FY 2017	
ASSETS	
Cash and cash equivalents	\$ 608,013.28
Investments (Reserves)	\$ 1,156,509.20
Accounts receivable	\$ 659,028.35
Prepaid expenses	\$ 455,626.96
Tax refund reciveable	\$ 18,999.95
Total Assets	\$ 2,898,177.74
LIABILITIES	
Accounts payable	\$ 151,814.03
Deferred revenue	\$ -
Deferred income taxes	\$ 5,000.00
Total Liabilities	\$ 156,814.03
Total Equity	\$ 2,741,363.71
Total Liabilities & Equity	\$ 2,898,177.74

