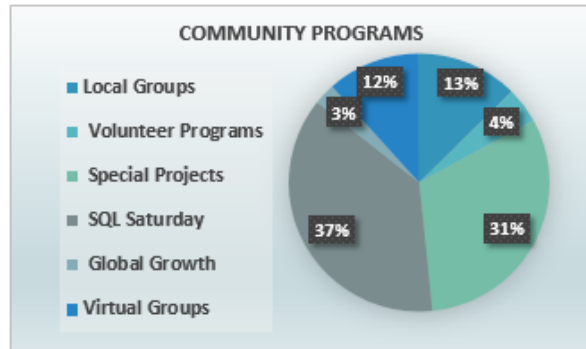
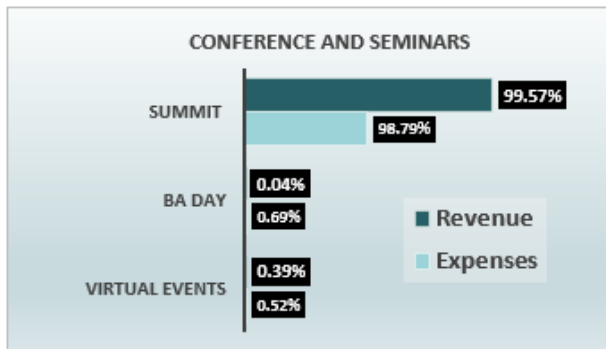
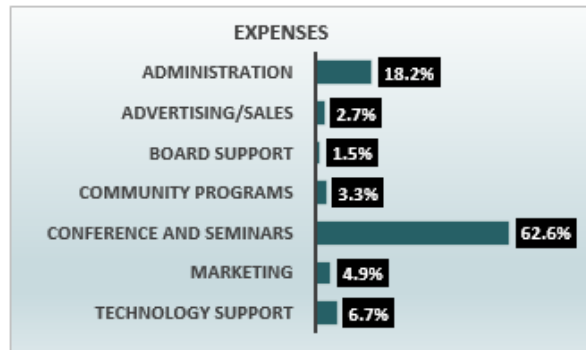
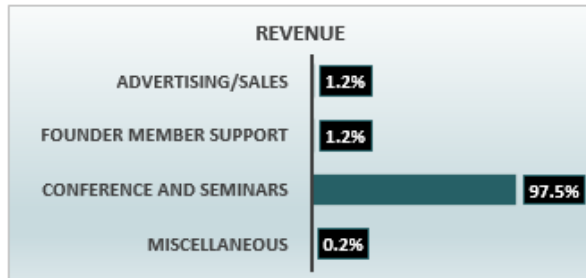




# FY2017 – As of December 2016

## Income Statement

INCOME STATEMENT AS OF DECEMBER 31, 2016 - FY 2017	
<b>REVENUE</b>	
Advertising/Sales	\$ 93,958.33
Founder member support	\$ 96,000.00
Conference and seminars	\$ 7,916,966.57
Miscellaneous	\$ 12,631.50
<b>Total revenue</b>	<b>\$ 8,119,556.40</b>
<b>EXPENSES</b>	
Administration	\$ 1,143,987.79
Advertising/Sales	\$ 168,556.72
Board support	\$ 92,119.48
Community programs	\$ 209,753.66
Conference and seminars	\$ 3,929,752.14
Marketing	\$ 308,477.27
Technology support	\$ 421,325.15
<b>Total expenses</b>	<b>\$ 6,273,972.21</b>
<b>NET INCOME</b>	<b>\$ 1,845,584.19</b>



# Balance Sheet

BALANCE SHEET AS OF DECEMBER 31, 2016 - FY 2017	
ASSETS	
Cash and cash equivalents	\$ 1,105,347.47
Investments	\$ 1,154,527.59
Accounts receivable	\$ 243,330.55
Prepaid expenses	\$ 451,644.87
Tax refund reciveable	\$ 28,999.95
<b>Total Assets</b>	<b>\$ 2,983,850.43</b>
LIABILITIES	
Accounts payable	\$ 186,299.42
Deferred revenue	\$ -
Deferred income taxes	\$ 5,000.00
<b>Total Liabilities</b>	<b>\$ 191,299.42</b>
<b>Total Equity</b>	<b>\$ 2,792,551.01</b>
<b>Total Liabilities &amp; Equity</b>	<b>\$ 2,983,850.43</b>

